



































































































































































































































































































systema venosum cerebrospinale

PARTONOMY LIST

FMA	TA	UID	Short official Latin term	Short English equivalent
		10382	systema venosum cerebrospinale 	cerebrospinal venous system 
		4588	systema venosum cerebrale 	cerebral venous system 
50982		4589	venae cerebri superficiales	superficial cerebral veins (pair) 
		4590	venae cerebri superiores (par)	superior cerebral veins (pair) 
		8987	venae orbitofrontales (par) 	orbitofrontal veins (pair) 
		8988	vena frontopolaris (par) 	frontopolar vein (pair) 
51102		4592	venae frontales (par) 	frontal veins (pair) 
		8989	vena precentralis (par) 	precentral vein (pair) 
		8990	vena centralis (par) 	central vein (pair) 
51238		4598	vena anastomotica superior (par) 	superior anastomotic vein (pair) 
		8991	vena postcentralis (par) 	postcentral vein (pair) 
51103		4593	venae parietales (par) 	parietal veins (pair) 
50802		4595	venae occipitales (par) 	occipital veins (pair) 
50983		4596	vena cerebri media superficialis (par)	superficial middle cerebral vein (pair) 
		8992	venae frontales (par) 	frontal veins (pair) 
		8994	venae parietales (par) 	parietal veins (pair) 
		8995	venae temporales (par) 	temporal veins (pair) 
51239		4597	vena anastomotica inferior (par) 	inferior anastomotic vein (pair) 
		4599	venae cerebri inferiores (par)	inferior cerebral veins (pair) 
51288		4600	vena uncalis (par) 	uncal vein (pair) 
		4602	venae temporales (par) 	temporal veins (pair) 
		8996	venae temporales basales (par) 	basal temporal veins (pair) 
		8997	venae occipitales (par) 	occipital veins (pair) 
		8998	venae occipitales basales (par) 	basal occipital veins (pair) 
		4603	venae cerebri profundae (par)	deep cerebral veins (pair) 
50990		4604	vena basalis (par) 	basal vein (pair) 
		4605	venae cerebri anteriores (par)	anterior cerebral veins (pair) 
51309		4606	vena cerebri media profunda (par)	deep middle cerebral vein (pair) 
		8999	venae atriales (par) 	atrial veins (pair) 
		9000	vena atrialis media (par) 	middle atrial vein (pair) 
		9001	vena atrialis lateralis (par) 	lateral atrial vein (pair) 
		4607	venae insulares (par) 	insular veins (pair) 
		4608	venae thalamostriatales inferiores (par) 	inferior thalamostriatal veins (pair) 
51322		4609	vena gyri recti (par)  ; vena olfactoria (par) 	vein of straight gyrus (pair)  ; olfactory vein (pair) 
51325		4610	vena ventricularis inferior (par) 	inferior ventricular vein (pair) 
50998		4611	vena choroidea inferior (par) 	inferior choroid vein (pair) 
		9003	venae caudatae anteriores (par) 	anterior caudate veins (pair) 
		9004	venae septales (par) 	septal veins (pair) 
62611		9007	venae hippocampales longae (par) 	long hippocampal veins (pair) 
		9008	vena hippocampalis longa anterior (par) 	anterior long hippocampal vein (pair) 
		9009	vena hippocampalis longa posterior (par) 	posterior long hippocampal vein (pair) 
		4612	venae pedunculares (par) 	peduncular veins (pair) 
50993		4613	vena cerebri magna (par)	great cerebral vein (pair)
70876		4614	vena cerebri interna (par)	internal cerebral vein (pair) 

51329		4615	vena choroidea superior (par) 	superior choroid vein (pair) 
		9010	vena atrialis medialis (par) 	medial atrial vein (pair) 
50997		4616	vena thalamostriatalis superior (par) 	superior thalamostriatal vein (pair) 
		9011	venae septi pellucidi (par) 	veins of septum pellucidum (pair) 
51007		4617	vena anterior septi pellucidi (par) 	anterior vein of septum pellucidum (pair) 
51008		4618	vena posterior septi pellucidi (par) 	posterior vein of septum pellucidum (pair) 
51009		4619	vena medialis ventriculi lateralis (par) 	medial vein of lateral ventricle (pair) 
51010		4620	vena lateralis ventriculi lateralis (par) 	lateral vein of lateral ventricle (pair) 
		4621	venae nuclei caudati (par) 	veins of caudate nucleus (pair) 
		4622	venae directae laterales (par) 	lateral direct veins (pair) 
51026		4623	vena posterior corporis callosi (par)  ; vena dorsalis corporis callosi (par) 	posterior vein of corpus callosum (pair)  ; dorsal vein of corpus callosum (pair) 
51246		4650	vena ophthalmica superior (par) 	superior ophthalmic vein (pair) 
51729		4651	vena nasofrontalis (par) 	nasofrontal vein (pair) 
70881		4652	venae ethmoidales (par) 	ethmoidal veins (pair) 
51779		4653	vena lacrimalis (par) 	lacrimal vein (pair) 
70883		4656	venae ciliares anteriores (par) 	anterior ciliary veins (pair) 
51873		4657	sinus venosus sclerae (par)	scleral venous sinus (pair) 
		9870	venulae aquosae (par) 	aqueous venules (pair)  ; aqueous veins (pair)
70884		4658	venae sclerales (par) 	scleral veins (pair) 
51799		4659	vena centralis retinae (par) 	central retinal vein (pair) 
51894		4660	pars extraocularis (par) 	extraocular part (pair) 
51895		4661	pars intraocularis (par) 	intraocular part (pair) 
51913		6992	venula retinalis temporalis superior (par) 	superior temporal retinal venule (pair) 
51914		6993	venula retinalis temporalis inferior (par) 	inferior temporal retinal venule (pair) 
51916		6994	venula retinalis nasalis superior (par) 	superior nasal retinal venule (pair) 
51915		6995	venula retinalis nasalis inferior (par) 	inferior nasal retinal venule (pair) 
51917		6996	venula macularis superior (par) 	superior macular venule (pair) 
51918		6997	venula macularis inferior (par) 	inferior macular venule (pair) 
51919		6998	venula macularis media (par) 	middle macular venule (pair) 
		4662	venae episclerales (par) 	episcleral veins (pair) 
		4663	venae palpebrales (par) 	palpebral veins (pair) 
		4664	venae conjunctivae (par) 	conjunctival veins (pair) 
		4654	venae vorticosae (par) 	vorticose veins (pair)  ; vortex veins (pair)
		14147	vena vorticosa superior lateralis (par) 	lateral superior vorticose vein (pair) 
		14148	vena vorticosa superior medialis (par) 	medial superior vorticose vein (pair) 
		14149	vena vorticosa inferior lateralis (par) 	lateral inferior vorticose vein (pair) 
		14150	vena vorticosa inferior medialis (par) 	medial inferior vorticose vein (pair) 
		4655	venae ciliares (par) 	ciliary veins (pair) 
51335		4624	venae trunci encephali (par) 	veins of brain stem (pair) 
51336		4625	vena pontomesencephalica (par) 	pontomesencephalic vein (pair) 
51339		4626	venae interpedunculares (par) 	interpeduncular veins (pair) 
		9012	venae mesencephalicae anteromediales (par) 	anteromedial mesencephalic veins (pair) 
		9013	venae mesencephalicae anterolaterales (par) 	anterolateral mesencephalic veins (pair) 
51340		4627	vena intercollicularis (par) 	intercollicular vein (pair) 
		9016	venae mesencephalicae posteriores (par) 	posterior mesencephalic veins (pair) 
51341		4628	venae mesencephalicae laterales (par) 	lateral mesencephalic veins (pair) 
51342		4629	venae pontinae (par) 	pontine veins (pair) 

51346		4630	vena pontina anteromediana (par) (U)	anteromedian pontine vein (pair) (U)
		9017	venae pontinae anteromediales (par) (U)	anteromedial pontine veins (pair) (U)
		4631	venae pontinae anterolaterales (par) (U)	anterolateral pontine veins (pair) (U)
		4632	venae pontinae transversae (par) (U)	transverse pontine veins (pair) (U)
51349		4633	venae pontinae laterales (par) (U)	lateral pontine veins (pair) (U)
		4634	venae medullae oblongatae (par) (U)	veins of medulla oblongata (pair) (U)
51390		4635	vena medullaris anteromediana (par) (U)	anteromedian medullary vein (pair) (U)
		9018	venae medullares anteromediales (par) (U)	anteromedial medullary veins (pair) (U)
51391		4636	venae medullares anterolaterales (par) (U)	anterolateral medullary veins (pair) (U)
		4637	venae medullares transversae (par) (U)	transverse medullary veins (pair) (U)
		4638	venae medullares posteriores (par) (U)	posterior medullary veins (pair) (U)
51394		4639	vena medullaris posteromediana (par) (U)	posteromedian medullary vein (pair) (U)
51344		4640	vena recessus lateralis ventriculi quarti (par) (U)	vein of lateral recess of fourth ventricle (pair) (U)
51345		4641	vena cisternae cerebellomedullaris posterioris (par) (U)	vein of posterior cerebellomedullary cistern (pair) (U)
		4642↓	venae cerebelli (par)	cerebellar veins (pair) (U)
51230		4643	vena vermis superior (par)	superior vermian vein (pair) (U)
51231		4644	vena vermis inferior (par)	inferior vermian vein (pair) (U)
		9019	vena retrotonsillaris superior (par) (U)	superior retrotonsillar vein (pair) (U)
		9020	vena retrotonsillaris inferior (par) (U)	inferior retrotonsillar vein (pair) (U)
		4645	venae cerebelli superiores (par)	superior cerebellar veins (pair) (U)
		4646	venae cerebelli inferiores (par)	inferior cerebellar veins (pair) (U)
51234		4647	vena cerebelli precentralis (par)	precentral cerebellar vein (pair) (U)
51236		4648	vena petrosa (par) (U)	petrous vein (pair) (U)
50762		4555	sinus venosi durales (U)	dural venous sinuses (U)
50763		4556	sinus transversus (par) (U)	transverse sinus (pair) (U)
		9032	sinus tentorialis (par) (U)	tentorial sinus (pair) (U)
50784		4557↓	confluens sinuum	confluence of sinuses
50766		4558	sinus marginalis (par) (U)	marginal sinus (pair) (U)
50781		4559	sinus occipitalis (U)	occipital sinus (U)
		9034	(sinus occipitalis obliquus (U))	(oblique occipital sinus (U))
50783		4560	plexus basilaris (U)	basilar plexus (U)
50777		4561	sinus petrosquamosus (par) (U)	petrosquamous sinus (pair) (U)
50782		4562	sinus sigmoideus (par) (U)	sigmoid sinus (pair) (U)
50767		4563	sinus sagittalis superior (U)	superior sagittal sinus (U)
		4564	lacunae laterales (par) (U)	lateral lacunae (pair) (U)
50768		4565	sinus sagittalis inferior (U)	inferior sagittal sinus (U)
52213		9036	(plexus venosus falcis cerebri (par) (U))	(venous plexus of falx cerebri (pair) (U))
50769		4566	sinus rectus (U)	straight sinus (U)
50770		4567	sinus petrosus inferior (par) (U)	inferior petrous sinus (pair) (U)
52386		4568	venae labyrinthicae (par) (U)	labyrinthine veins (pair) (U)
50771		4569	sinus petrosus superior (par) (U)	superior petrous sinus (pair) (U)
50772		4570	sinus cavernosus (par) (U)	cavernous sinus (pair) (U)
50773		9039	sinus intercavernosi (U)	intercavernous sinuses (U)
50774		4571	sinus intercavernosus anterior (U)	anterior intercavernous sinus (U)
50775		4572	sinus intercavernosus posterior (U)	posterior intercavernous sinus (U)
		11922	(sinus intercavernosus inferior (U))	(inferior intercavernous sinus (U))
50776		4573	sinus sphenoparietalis (par) (U)	sphenoparietal sinus (pair) (U)
50785		4574	venae diploicae (par) (U)	diploic veins (pair) (U)
50786		4575	vena diploica frontalis (par) (U)	frontal diploic vein (pair) (U)
50787		4576	vena diploica temporalis anterior (par) (U)	anterior temporal diploic vein (pair) (U)
50788		4577	vena diploica temporalis posterior (par) (U)	posterior temporal diploic vein (pair) (U)

50789		4578	vena diploica occipitalis (par) 	occipital diploic vein (pair) 
50790		4579	venae emissariae (par) 	emissary veins (pair) 
50791		4580	vena emissaria parietalis (par) 	parietal emissary vein (pair) 
50792		4581	vena emissaria mastoidea (par) 	mastoid emissary vein (pair) 
50793		4582	vena emissaria condylaris (par) 	condylar emissary vein (pair) 
50794		4583	vena emissaria occipitalis (par) 	occipital emissary vein (pair) 
50795		4584	plexus venosus canalis nervi hypoglossi (par) 	venous plexus of hypoglossal canal (pair) 
50796		4585	plexus venosus foraminis ovalis (par) 	venous plexus of oval foramen (pair) 
51994		9045	vena sphenoidalis (par) 	sphenoidal vein (pair) 
50797		4586	plexus venosus caroticus internus (par) 	internal carotid venous plexus (pair) 
		4587	venae portales hypophysiales (par) 	hypophysial portal veins (pair) 
		9047	vena petrosa superficialis (par) 	superficial petrous vein (pair) 
		9061	vena foraminis caeci (par) 	vein of foramen caecum (pair) 
		9062	venae foraminis laceri (par) 	veins of lacerum foramen of basicranium (pair) 
		9064	venae clivales (par) 	clival veins (pair) 
		4688	venae medullae spinalis (par) 	veins of spinal cord (pair) 
		9065	venae perimedullares (par) 	perimedullary veins (pair) 
70892		4689	vena spinalis anterior (par) 	anterior spinal vein (pair) 
		9069	vena centralis anterior (par) 	anterior central vein (pair) 
		4690	venae spinales posteriores (par) 	posterior spinal veins (pair) 
		4690	# vena spinalis posterior 	# posterior spinal vein 
		9070	vena centralis posterior (par) 	posterior central vein (pair) 
		9071	venae radicales (par) 	radicular veins (pair) 
		4681	venae intervertebrales (par) 	intervertebral veins (pair) 
		4683	venae columnae vertebralis (par) 	veins of vertebral column (pair) 
		9072	plexus venosi vertebrales (par) 	vertebral venous plexuses (pair) 
4869		4686	plexus venosus vertebralis internus anterior (par) 	anterior internal vertebral venous plexus (pair) 
		4687	venae basovertebrales (par) 	basovertebral veins (pair) 
4870		4691	plexus venosus vertebralis internus posterior (par) 	posterior internal vertebral venous plexus (pair) 
		9073	plexus venosi vertebrales externi (par) 	external vertebral venous plexuses (pair) 
10787		4684	plexus venosus vertebralis externus anterior (par) 	anterior external vertebral venous plexus (pair) 
12852		4685	plexus venosus vertebralis externus posterior (par) 	posterior external vertebral venous plexus (pair) 
50803		9077	plexus venosus suboccipitalis (par) 	suboccipital venous plexus (pair) 
			175 lines	
			490 entities	

SCIENTIFIC NOTES

UID Libelle of note

4557 Several Sinus durae matris have been added:

4590 Although the Venae cerebri superiores (Superficial cerebral veins) are rather variable, here the subdivision suggested by Rhoton (2002 Neurosurgery 51, Suppl1:S159-204) is followed. The Superior cerebral veins drain to the Superior sagittal sinus, whereas the Venae cerebri inferiores drain into the Sinuses along the Cranial base. For the Venae trunci encephali and Venae cerebelli, Duvernoy HM (1995 The Human Brain Stem and Cerebellum. Springer, Vienna) is followed.

4624 See note # 4590

4642 See note # 4590

[Original file](#)

Date: 30.08.2021